

SPEC SHEET

Dock Seals

Series 1200 Dock Seal



GENERAL DESCRIPTION: The Series 1200 Dock Seal saves energy dollars while providing airtight protection to the loading dock area during material handling operations. The Series 1200 effectively services varying height vehicles at a wide range of door heights.

Our superior adjustable head pad design provides for easy positioning, while the continuous follower curtain seals above the head pad throughout its full travel.

The vehicle positioned at the dock compresses the resilient foam side pads, eliminating the gap between the facility and the vehicle body. This separation of interior and exterior environments allows for a safe loading dock area while ensuring employee comfort and efficiency.

The airtight barrier that Fairborn dock seals provide regulates the facility's atmosphere to be free from air-borne contaminants, insects, and foul weather; while enhancing building security.

To ensure maximum durability, the Series 1200 is available in our superior performance materials. Fairborn created the first certified performance fabrics designed solely for the construction of dock seals and shelters. Our exclusive materials meet or exceed the most demanding requirements and have proven to out-perform any fabric in today's dock shelter market.

WARRANTY: GENERAL: Fairborn USA Inc. extends this limited warranty to the original buyer and warrants that all products manufactured by Fairborn shall be free from original defects in workmanship and materials for one year from date of shipment, provided same have been properly sized for the application, stored, installed, serviced, maintained and operated. This warranty shall not apply to products which have been altered or repaired in any way so as, in Fairborn's judgment, affects its performance or reliability, nor which have been improperly installed or subjected to misuse, negligence, or accident, or incorrectly used in combination with other substances. Compensation for products having wear and tear caused by normal usage is not provided for by this warranty.

DYNALON: in consideration of the same conditions and restrictions as stated above, Dynalon is warranted against the effects of weathering for a period of five years as described within. As part of this agreement the term "weathering" is defined and limited to the effects of sunlight (ultraviolet radiation), water (atmospheric precipitation), cold, and heat. This warranty is not applicable if the Dynalon has been exposed or subjected to corrosive agents, chemicals, or mechanical abuse. In the event that the effects of weathering render the product, constructed of Dynalon, inoperable due to cracking, checking, or ultraviolet breakdown, then Fairborn USA Inc., after inspection and verification, will furnish replacement materials, at no cost to customer, to fix or repair and/ or replace the inoperable components. Fairborn shall not be responsible for the on-site labor, freight, loss of use or any other expense related to the aforementioned claim.

Standard Features

Cover Fabric

Fairborn offers fabrics in a wide range of colors and performance levels. A valued consideration is Dynalon, one of our superior performance materials. Dynalon's extraordinary life expectancy is attributed in part to its excellence tear and abrasion resistance properties.

Foam

Fairborn developed a polyurethane foam to properly compress, while conforming to the irregularities of the vehicle body. Superior recovery characteristics ensure the foam's return to its original shape and size.

Frame

The Series 1200 incorporates a reinforced steel channel head frame. The side frames are select dimensional lumber of the highest grade, pressure treated and kiln dried before and after treating. (Formed steel sides are optional.)

Chemical Weld

The foam is chemically bonded to the entire contact area of the frame to ensure maximum structural integrity.

Air Exhaust

Each pad is equipped with properly sized outlets to allow for free air escape during compression while prohibiting moisture infiltration.

Hood

Each unit includes a formed, galvanized metal hood to protect the counter-balance assembly from the elements, while perfecting the overhead seal.

Standard Features (cont.)

Guide Strip

Each side pad includes highly visible yellow stripes to facilitate accurate truck positioning. Fairborn developed a superior "Urethane Finish" to ensure greater stripe durability while maintaining a clean appearance.

Thread

All stitching is performed by professional seamstresses utilizing bonded, high tensile, multi-cord polyester thread. The sewn construction provides for lockstitch, proper tension, and backtack sewing techniques throughout.

Follower Curtain

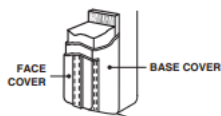
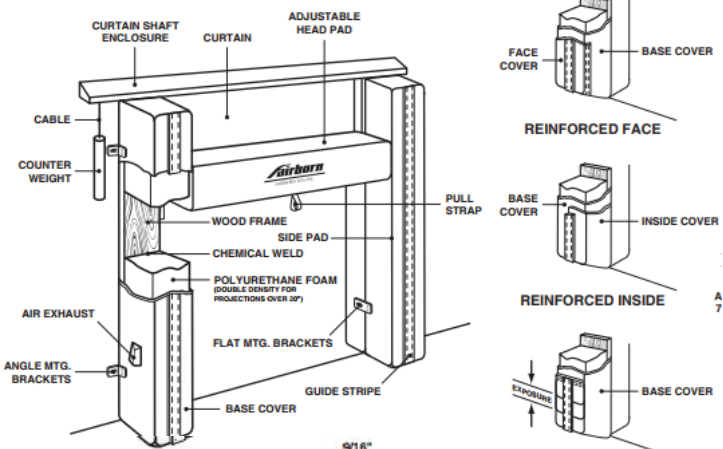
The full unit width fabric curtain provides a uniform, continuous tension allowing for even positioning of the head pad. This taut curtain completes the seal above the head pad.

Counterweight

The adjustable head pad's effortless movement is the result of the accurately balanced weight system.

Head Pad Standard Features

- The Curtain Shaft: converts the counterweight's vertical force to a rotational movement, providing for an even and taut feed of the follower curtain
- Sealed Bearings: ensure maintenance free, effortless rotation of the curtain shaft.
- The Cable Drums: precisely forged grooves ensure uniform lead of the stainless steel cable.
- Guide Pins: machined from heavy steel bars are welded within the head frame to guarantee positive travel.
- Track Assemblies: are incorporated into each side pad to provide parallel structural guides for the Guide Pins.



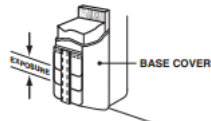
REINFORCED FACE



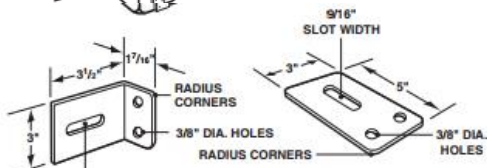
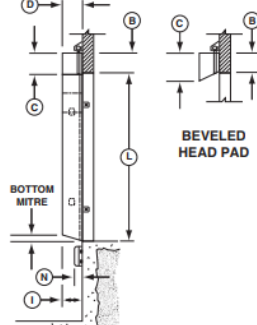
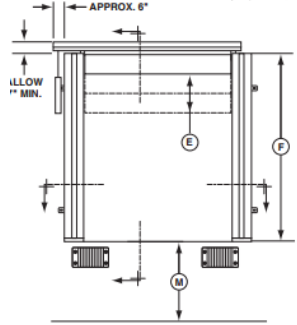
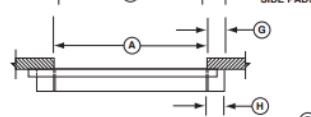
REINFORCED INSIDE

DYNA-ARMOR PLEATS

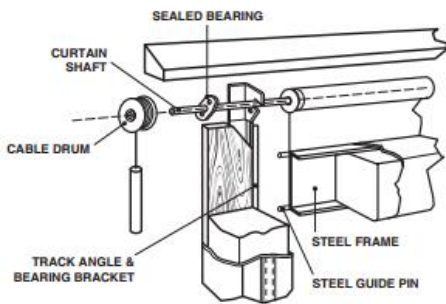
- 4" Exposure
- 8" Exposure
- 16" Exposure



SERIES 1200
ADJUSTABLE HEADER
DOCK SEAL



ANGLE AND FLAT MOUNTING BRACKETS



Available Options

Head Pad Options:

- Underside Reinforcement: reduces the potential for damage caused by contact from a high load.
- Reinforced Wear Face: increases the durability of the entire contact area

maximum protection. This option is available in 4", 8" or 16" exposure.

Travel Range Availability: of the Adjustable Head Pad allows for the accommodation of the widest range of vehicle and door height variations.

Side Pad Fabric Construction Options:

- Reinforced Face: This option further reinforces the entire contact surface of the side pad for greater durability.
- Reinforced Inside: Reinforcing the portion of the side pad that is exposed to the door opening, reduces the potential for damage caused by contact from a wide load.
- Dyna-Armor Pleats: A pleat construction the full length of the side pad provides for

Beveled Side Pads: allow standard vehicle widths to be serviced at wider openings. The bevel profile provides for a "wiper" action, allowing for greater accessibility to the rear of the vehicle, while reducing pressure onto the facility wall.

Tapered Units: provide a uniform seal when accommodating an inclined or declined drive approach. This option reduces the potential of over compression.

BODE

MATERIAL HANDLING SOLUTIONS

www.bodedockanddoor.com

www.bodeequipment.com

800-797-5699